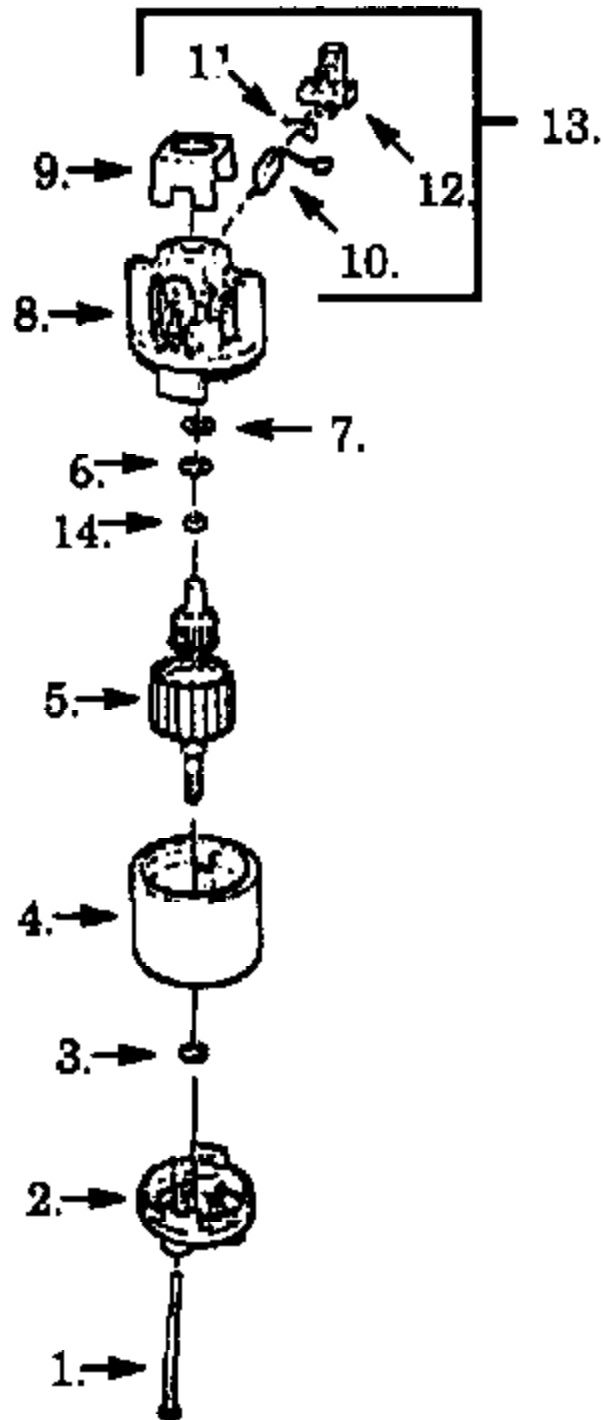
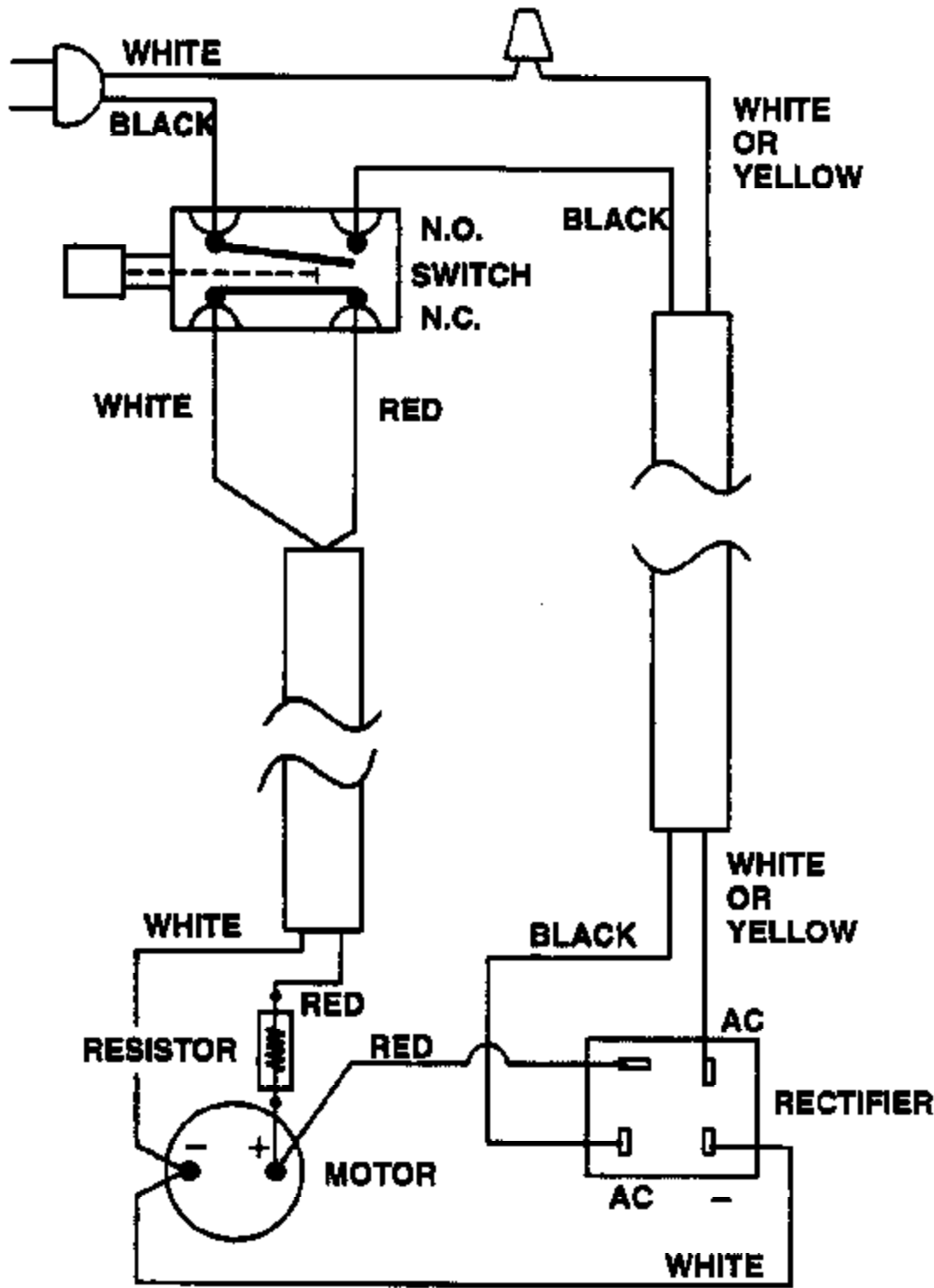


Aramature



Ref #	Part Number	Qty	Description
1	534228704		Screw
2	534207101		Endbell Ass'y. (Drive)
3	534228802		Washer
4	534227005		Field Ass'y., E125BT
4	530400597		Field Ass'y., E150BT
5	534961701		Armature Ass'y., E125BT E150BT
5	530400591		Armature Ass'y., Type 1
5	534225115		Armature Ass'y., Type 2
6	534228800		Washer
7	534238903		Washer
8	534227501		Endbell Ass'y. (Brush)
9	534226000		Insulator
10	534227800	E125BT Electric Motor 2 of 9	Carbon Brush
11	534228000	ARMATURE	Brush Spring
12	534227700		Brush Holder
13	534450400		Brush Kit (Incl. 10,11,12)
14	534747002		Retaining Ring

Schematic Diagram

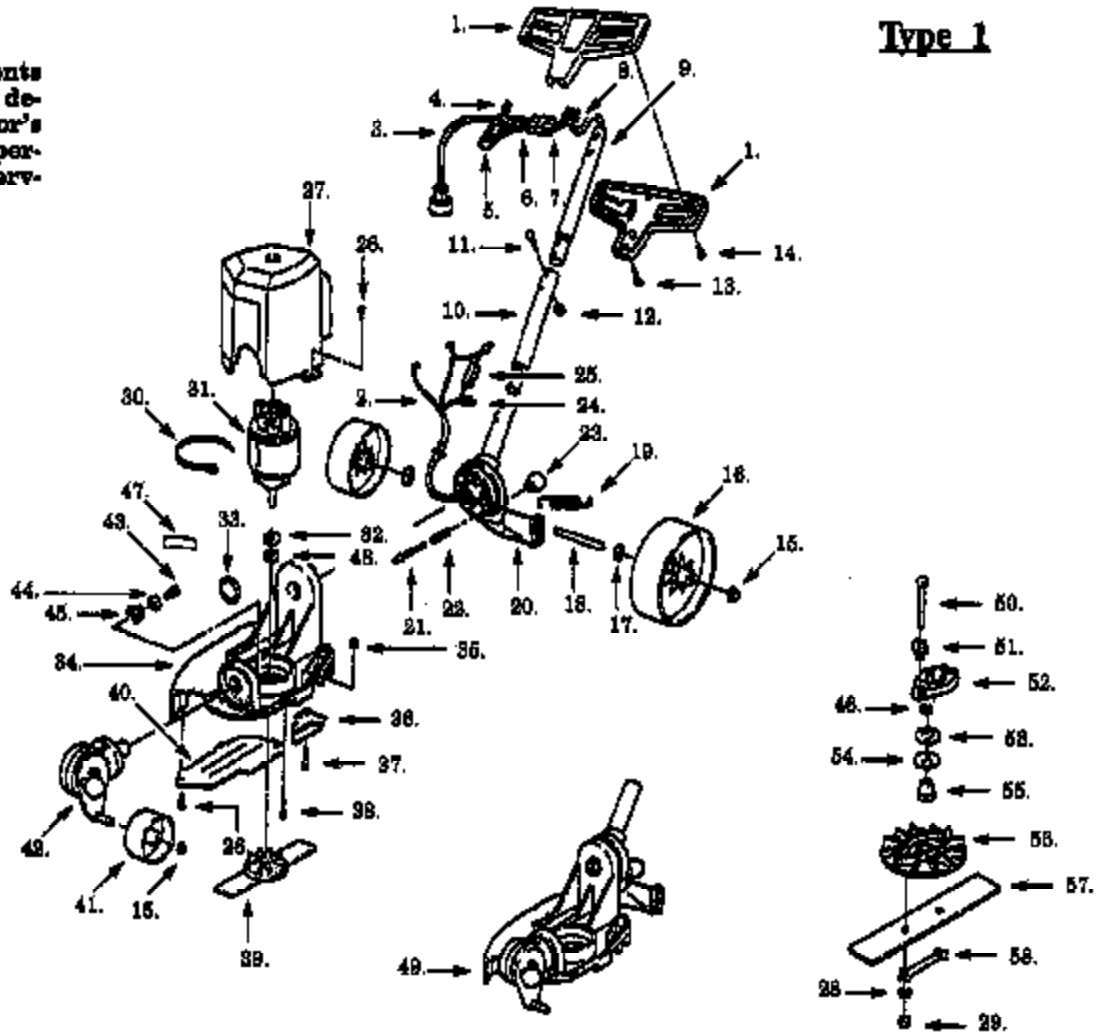


For Type 2 only

▲ WARNING

All repairs, adjustments and maintenance not described in the Operator's Manual must be performed by qualified service personnel.

Type 1



Ref #	Part Number	Qty	Description
1	534234229		Handle Set
2	534337000		Harness Ass'y.
3	534895701		Power Cord
4	534253201		Wire Nut
5	534193004		Switch
6	534336501		Bridge Ass'y., Model E125BT
6	530400605		Bridge Ass'y., Model E150BT
7	534954300		Insulator Shield
8	534337200		Harness Ass'y., Model E125BT
8	530400604		Harness Ass'y., Model E150BT
9	534838001		Upper Tube
10	534838101		Lower Tube
11	534774701		Screw
12	534235901		Locknut
13	534790300		Screw
14	534790302		Screw
15	534121000		Push Nut
16	534236800		Rear Wheel
17	534137900		Washer
18	534137701		Rear Axle
19	534121300		Spring
20	534137505		Rear Swivel
21	534700002		Swivel Lock Shaft
22	534710000		Swivel Lock Spring
23	534720001		Knob
24	534561000		Terminal Cap
25	534134500		Resister
26	534826800		Screw
27	534824929		Motor Cover
28	534136600		Lockwasher
29	534136200		Locknut
30	534134700		Tie Wrap
31	534961801		Motor Ass'y., Model E125BT
31	530400591		Motor Ass'y., Model E150BT
32	534938100		Washer
33	534780000		Retaining Ring
34	534130529		Deck Frame
35	534315300		Locknut
36	534830000		Blade Guide
37	534315200		Screw
38	534136401		Screw
39	534135205		Blade Ass'y.
40	534131529		Side Guard Plate
41	534240003		Front Wheel
42	534130705		Front Swivel Ass'y.
43	534779000		Screw
44	534778000		Washer
45	534120500		Front Swivel Spring
46	534758000		Washer
47	534101570		Warning Label, Model E125BT
47	534101510		Warning Label, Model E150BT
48	534757900		Washer
49	534135129		Edger Frame Ass'y.
50	534135901		Screw
51	530401572		Insulating Sleeve
52	534135410		Clutch Plate

E125BT Electric Trimmer
 TRIMMER ASSEMBLY - TYF

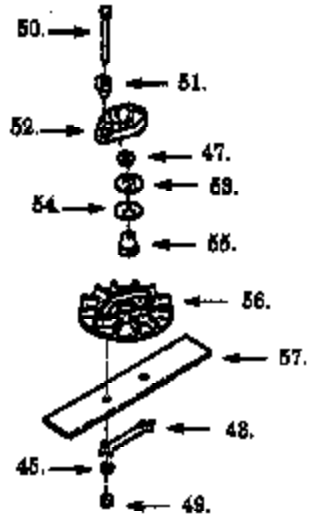
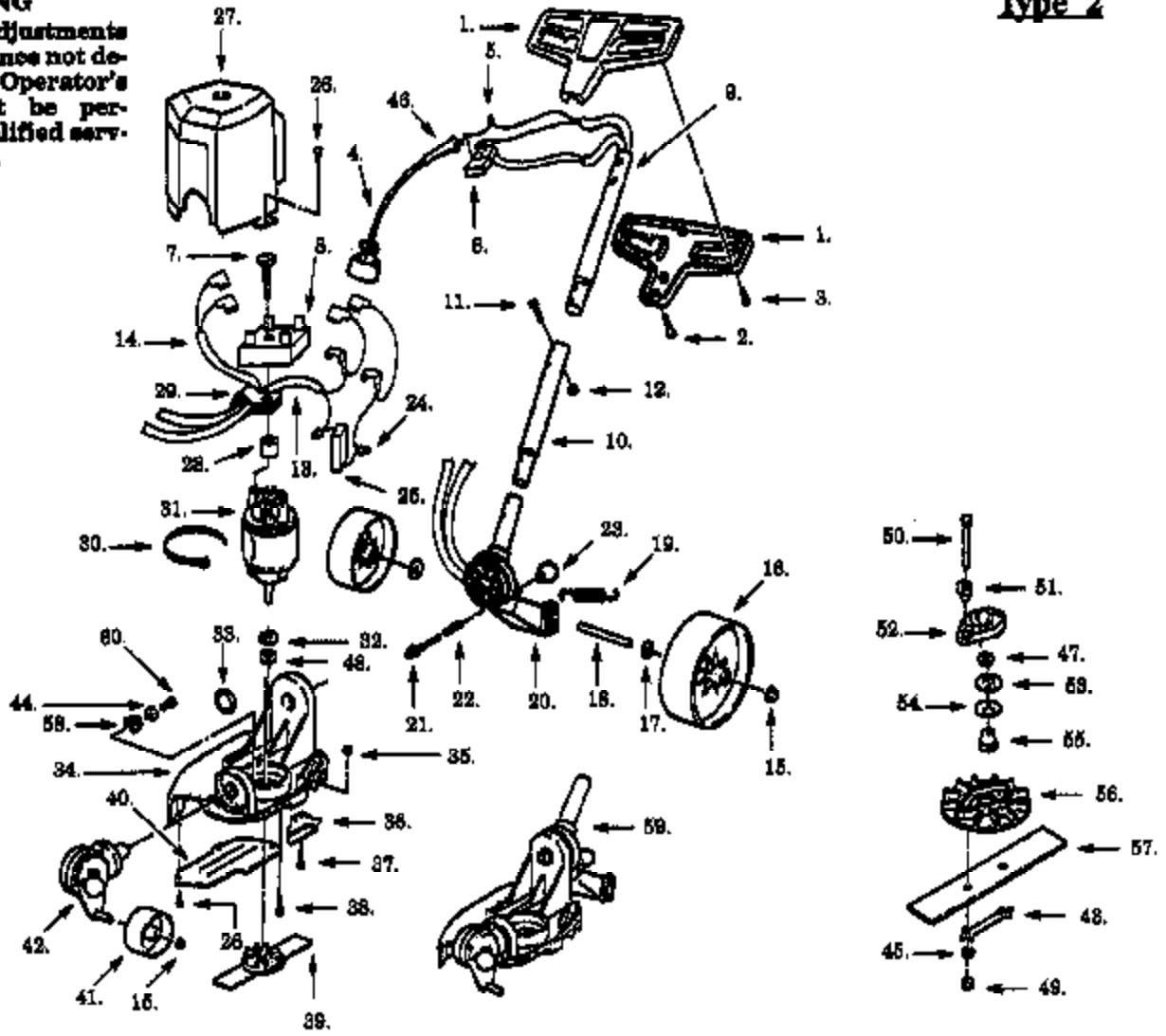
Ref #	Part Number	Qty	Description
53	534136300		Washer
54	534238900		Spring Washer
55	534135500		Clutch Sleeve
56	534135305		Fan
57	534205300		Blade
58	534135700		Lock Strap
	534887230		Operator Manual, Model E125BT Not Shown.
	530068523		Operator Manual, Model E150BT Not Shown.
	530400485		Operator Manual, Carton Contents Bag Not Shown.

E125BT Electric Trimmer Page 6 of 9
 TRIMMER ASSEMBLY - TYF

▲ WARNING

All repairs, adjustments and maintenance not described in the Operator's Manual must be performed by qualified service personnel.

Type 2



Ref #	Part Number	Qty	Description
1	530402076		Handle Set (Incl. 1, 4 & 46) See Ser. Ref. 1
2	534790300		Screw
3	534790302		Screw
4	530401874		Power Cord
5	534253201		Wire Nut
6	534193004		Switch
7	534136402		Screw
8	530401569		Bridge
9	534838001		Upper Tube
10	534838101		Lower Tube
11	534774701		Screw
12	534828300		Locknut
13	530401597		E125BT Electric Equip. & of 8 Harness Ass'y. (Red/White)
14	530401596		TRIMMER ASSEMBLY Harness Ass'y. (Blue/White)
15	534121000		Push Nut
16	534236800		Rear Wheel
17	534137900		Washer
18	534137701		Rear Axle
19	534121300		Spring
20	534137505		Rear Swivel
21	534700002		Pin-Index
22	534710000		Swivel Lock Spring
23	534720001		Knob
24	534561000		Terminal Cap
25	534134500		Resister
26	534826800		Screw
27	534824929		Motor Cover
28	530027689		Spacer
29	530401567		Clip
30	534134700		Tie Wrap
31	534961801		Motor Ass'y., E125BT
31	530400591		Motor Ass'y., E150BT
32	534938100		Washer
33	534780000		Retaining Ring
34	534130529		Deck Frame
35	534315300		Locknut
36	534830000		Blade Guide
37	534315200		Screw
38	534136401		Screw
39	534135205		Blade Ass'y.
40	534131515		Side Guard Plate
41	534240003		Front Wheel
42	534130705		Front Swivel Ass'y
43	534135700		Lock Strap
44	534778000		Washer
45	534136600		Lockwasher
47	534758000		Washer
48	534757900		Washer
49	534136200		Nut
50	534135901		Screw
51	530401512		Insulating Sleeve
52	534135410		Clutch Plate
53	534136300		Washer
54	534238900		Spring Washer
55	534135500		Clutch Sleeve
56	534135305		Fan

Ref #	Part Number	Qty	Description
57	534205300		Blade
58	534120500		Front Swivel Spring
59	534135129		Frame Ass'y
60	534778000		Screw
	530082545		Operator Manual Not Shown.
	530400485		Carton Contents Bag Not Shown.

E125BT Electric ~~Blade~~ Page 9 of 9
TRIMMER ASSEMBLY - TYF