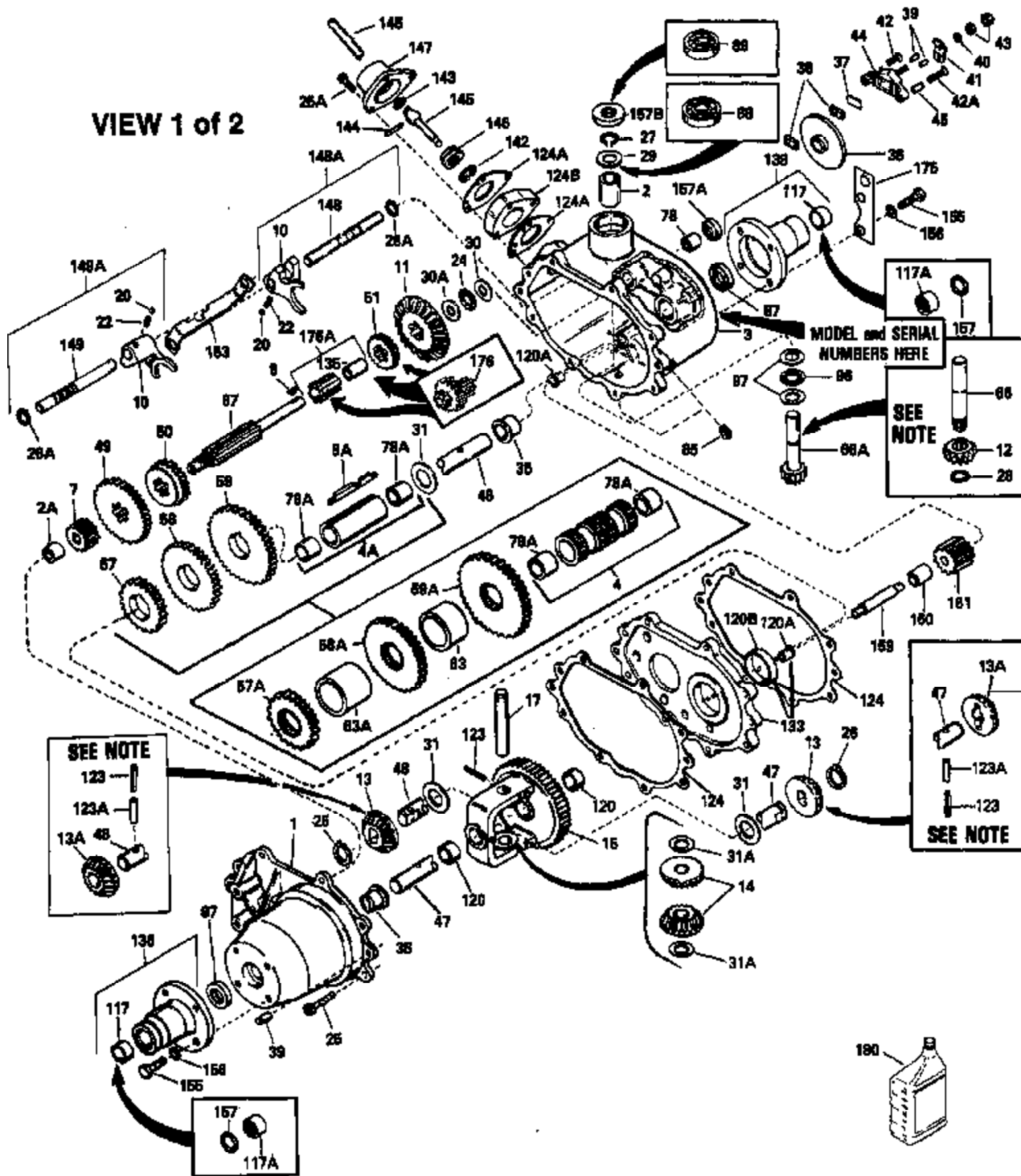






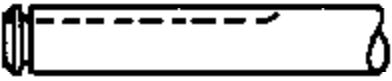
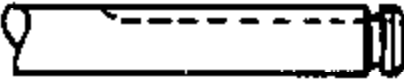










ILLUSTRATION SHOWS TYPICAL PARTS ONLY. ORDER BY PART NUMBER. PARTS NOT LISTED ARE SUPPLIED BY OEM.

VIEW 1 of 2



Ref #	Part Number	Qty	Description
1	772042		Transaxle Cover (Incl. 2A & 35)
2A	780063		Needle Bearing
2	780061		Bronze Bearing
3	770063		Transaxle Case (Incl. 2, 35 & 78)
4A	786035		Countershaft Sleeve (Incl. 2 of 78A)
7	778060		Spur Gear (12 teeth)
8A	792034A		Countershaft Key
8	792045		Woodruff Key
10	784004		Shift Fork
11	778057		Bevel Gear (33 teeth)
12	778077		Input Pinion
13	778067		Bevel Gear
14	778068	600-639	Bevel Pinion
15	778175	Peerless #1	Differential Gear (Incl. 2 of 120)
17	786034		Drive Pin
20	792004		Steel Ball
22	792003		Spring
24	780071		Thrust Bearing
25	792036		Screw, 1/4-20 x 1-1/4"
25A	792007		Screw, 1/4-20 x 3/4"
26A	792017		Snap Ring
26	788038		Snap Ring
27	792035		Snap Ring
28	788040		Retaining Ring
30A	780073		Thrust Washer
30	780072		Thrust Washer
31A	780065		Thrust Washer
31	780001		Thrust Washer
35	780059		Bronze Bearing
36	790009		Brake Disk
37	790007		Brake Pad Plate
38	799021		Brake Pad (pkg of 2)
39	786026		Dowel Pin
40	792076A		Flat Washer
41	790004		Brake Lever (45 degree angle)
42A	792085A		Screw, 1/4-20 x 2-1/4"
42	792073A		Screw, 1/4-20 x 1-1/4"
43	792075		Lock Nut
44	790025		Brake Pad Holder
45	786066		Spacer
49	778059		Shifting Gear (1st & Rev.) (30 teeth)
50	778058		Shifting Gear (2nd & 3rd) (21 teeth)
51	778024A		Gear (16 teeth) (NOTE: Some models may have been built with a separate idler shaft and idler gear. Replacement may be an idler shaft and gear assembly. If a part resembling No.176 is received, shaft and/or gear will not be needed for reassembly.)
57	778063		Countershaft Gear (25 teeth)
58	778062		Countershaft Gear (34 teeth)
59	778061		Countershaft Drive Gear (39 teeth)
66	776103		Input Shaft
67	776138		Shifter & Brake Shaft
78A	780066		Bronze Bearing
78	780086A		Needle Bearing
85	792039		Pipe Plug, 1/8-27

Ref #	Part Number	Qty	Description
87	788009		Oil Seal
88	780093		Ball Bearing
96	780071		Thrust Bearing
97	780072		Thrust Washer
117	780091		Needle Bearing & Seal Assy.
117A	780140		Needle Bearing (NOTE: The 780091 bearing and seal assembly Ref. No. 117 can be used to replace the 780140 bearing Ref. No. 117A and the 788042 seal Ref. No. 157 and vice versa.)
120	780064		Bronze Bearing
120B	780062		Bronze Bearing
120A	780060	600-639	Bronze Bearing
123	792040	Peerless #1	Roll Pin
124A	788003A		Shift Lever Housing Gasket
124	788033A		Case & Cover Gasket
133	786033		Center Plate (Incl. 120A & 120B)
136	782036A		Axle Housing (Incl. 117 & 117A)
138	782043		Axle Housing (Incl. 117 & 117A)
142	792016		Snap Ring
143	792001		"O" Ring
144	792049		Drive Pin
145	784203		Shift Lever (NOTE: Customer No. 40902 to be used up to 1979 production. Used on large frame.)
146	784094		Shift Lever Keeper
147	784088		Shift Lever Housing
148	784083		Shift Rod
148A	784079		Shift Rod(1st/Rev)(Incl. 10,20,22,26A & 148)
149	784085		Shift Rod
149A	784084		Shift Rod(2nd/3rd)(Incl. 10,20,22,26A & 149)
153	784087		Shift Stop
155	792037		Screw, 5/16-18 x 1"
156	792029		Lockwasher, 5/16"
157B	788035A		Oil Seal
157	788042		Oil Seal
157A	788043		Oil Seal
159	776057		Reverse Idler Shaft
160	786036		Reverse Idler Spacer
161	778064		Reverse Idler Gear (13 teeth)
175	786065		Spring Anchor Bracket
176	776190A		Idler Shaft
180	730229A		Gear Oil SAE 80W90

<p>47</p> 	<p>VIEW 2 of 2</p>	<p>48</p> 
<p>47A</p> 		<p>48A</p> 
<p>47B</p> 	<p>48B</p> 	
<p>47C</p> 	<p>48C</p> 	
<p>47D</p> 	<p>48D</p> 	
<p>47E</p> 	<p>48E</p> 	
<p>47F</p> 	<p>48F</p> 	
<p>47G</p> 	<p>48G</p> 	

Ref #	Part Number	Qty	Description
47B	774221		Axle (9-15/16" long)
48B	774220		Axle (17-55/64" long)

600-639
Peerless #2

Page 5 of 5