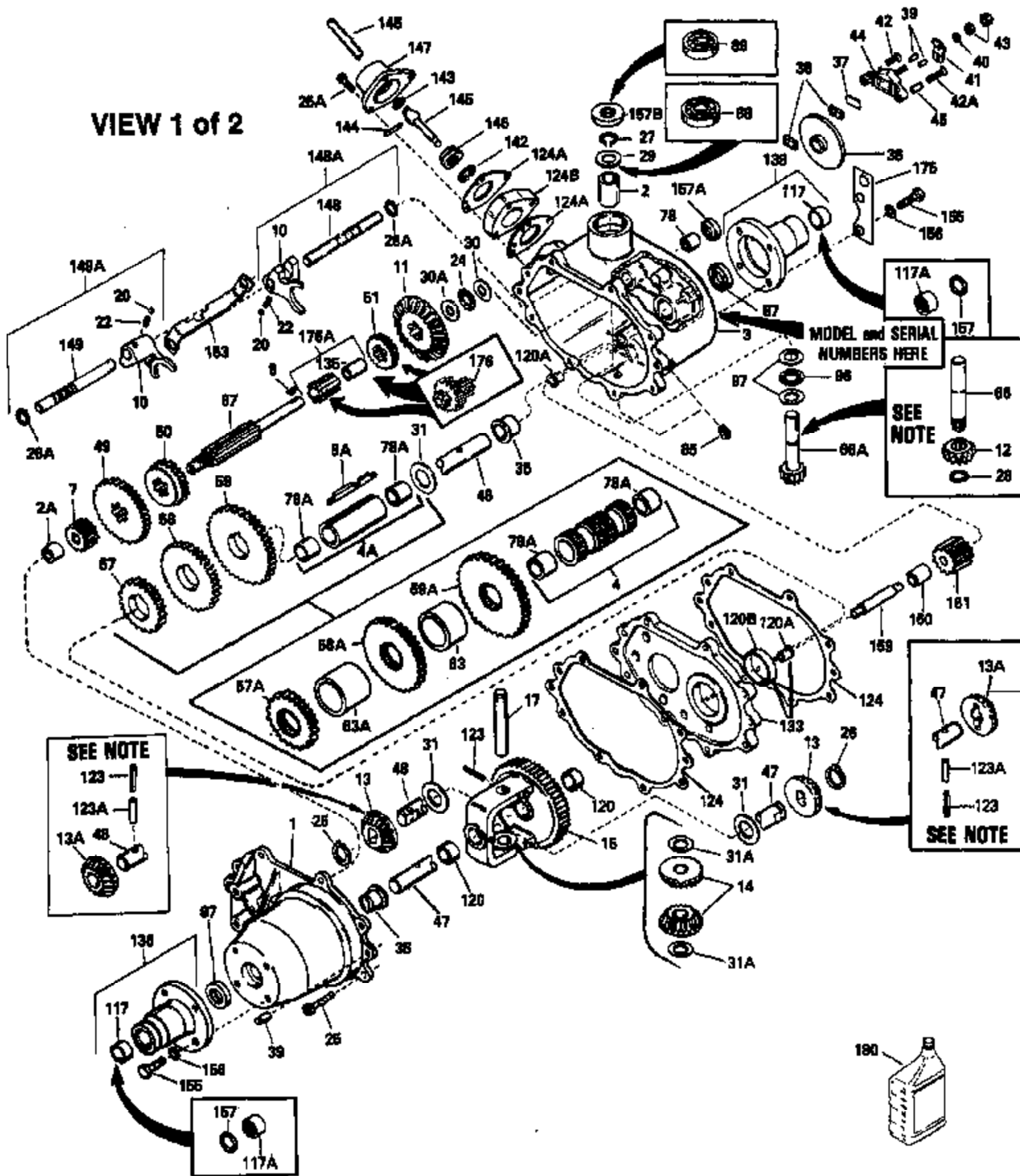






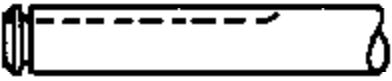
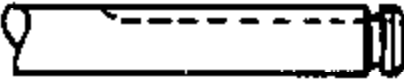










ILLUSTRATION SHOWS TYPICAL PARTS ONLY. ORDER BY PART NUMBER. PARTS NOT LISTED ARE SUPPLIED BY OEM.

VIEW 1 of 2



Ref #	Part Number	Qty	Description
1	772042		Transaxle Cover (Incl. 2A & 35)
2	780061		Bronze Bearing
2A	780063		Needle Bearing
3	770063		Transaxle Case (Incl. 2, 35 & 78)
4A	786035		Countershaft Sleeve (Incl. 2 of 78A)
7	778060		Spur Gear (12 teeth)
8	792045		Woodruff Key
8A	792034A		Countershaft Key
10	784004		Shift Fork
11	778057		Bevel Gear (33 teeth)
12	778077		Input Pinion
13	778067		Bevel Gear
14	778068	600-607B	Bevel Pinion Page 2 of 5
15	778175	Peerless #1	Differential Gear (Incl. 2 of 120)
17	786034		Drive Pin
20	792004		Steel Ball
22	792003		Spring
24	780071		Thrust Bearing
25	792036		Screw, 1/4-20 x 1-1/4"
25A	792007		Screw, 1/4-20 x 3/4
26	788038		Snap Ring
26A	792017		Snap Ring
27	792035		Snap Ring
28	788040		Retaining Ring
29	780096		Thrust Washer
30	780072		Thrust Washer
30A	780073		Thrust Washer
31	780001		Thrust Washer
31A	780065		Thrust Washer
35	780059		Bronze Bearing
36	790009		Brake Disk
37	790007		Brake Pad Plate
38	799021		Brake Pad (pkg of 2)
39	786026		Dowel Pin
40	792076A		Flat Washer
41	790008A		Brake Lever (90 degree angle)
42	792073A		Screw, 1/4-20 x 1-1/4"
43	792075		Lock Nut
44	790025		Brake Pad Holder
49	778059		Shifting Gear (1st & Rev.) (30 teeth)
50	778058		Shifting Gear (2nd & 3rd) (21 teeth)
51	778024A		Gear (16 teeth) (NOTE: Some models may have been built with a separate idler shaft and idler gear. Replacement may be an idler shaft and gear assembly. If a part resembling No.176 is received, shaft and/or gear will not be needed for reassembly.)
57	778063		Countershaft Gear (25 teeth)
58	778062		Countershaft Gear (34 teeth)
59	778061		Countershaft Drive Gear (39 teeth)
66A	776055B		Input Shaft & Gear (Incl. 12, 28 & 66) (NOTE: The input shaft and gear assembly was staked together on early production units and must be serviced as an assembly.)
66	776103		Input Shaft
67	776138		Shifter & Brake Shaft
78	780086A		Needle Bearing

Ref #	Part Number	Qty	Description
78A	780066		Bronze Bearing
85	792039		Pipe Plug, 1/8-27
87	788009		Oil Seal
96	780071		Thrust Bearing
97	780072		Thrust Washer
117	780066		Bronze Bushing
120B	780062		Bronze Bearing
120A	780060		Bronze Bearing
120	780064		Bronze Bearing
123	792040		Roll Pin
124A	788003A		Shift Lever Housing Gasket
124	788033A		Case & Cover Gasket
133	786033	600-607B	Center Plate (Incl. 120A & 120B)
136	782049	Peerless #1	Axle Housing (Incl. 117 & 117A)
138	782049		Axle Housing (Incl. 117 & 117A)
142	792016		Snap Ring
143	792001		"O" Ring
144	792049		Drive Pin
145	784113		Shift Lever
146	784094		Shift Lever Keeper
147	784088		Shift Lever Housing
148A	784079		Shift Rod(1st/Rev)(Incl. 10,20,22,26A & 148)
148	784083		Shift Rod
149	784085		Shift Rod
149A	784084		Shift Rod(2nd/3rd)(Incl. 10,20,22,26A & 149)
153	784087		Shift Stop
155	792037		Screw, 5/16-18 x 1"
156	792029		Lockwasher, 5/16"
157A	788043		Oil Seal
157B	788035A		Oil Seal
159	776057		Reverse Idler Shaft
160	786036		Reverse Idler Spacer
161	778064		Reverse Idler Gear (13 teeth)
176	776190A		Idler Shaft
180	730229A		Gear Oil SAE 80W90

<p>47</p> 	<p>VIEW 2 of 2</p>	<p>48</p> 
<p>47A</p> 		<p>48A</p> 
<p>47B</p> 	<p>48B</p> 	
<p>47C</p> 	<p>48C</p> 	
<p>47D</p> 	<p>48D</p> 	
<p>47E</p> 	<p>48E</p> 	
<p>47F</p> 	<p>48F</p> 	
<p>47G</p> 	<p>48G</p> 	

Ref #	Part Number	Qty	Description
47A	774097		Axle (10-55/64" long)
48A	774096		Axle (15-21/64" long)

600-607B
Peerless #2

Page 5 of 5