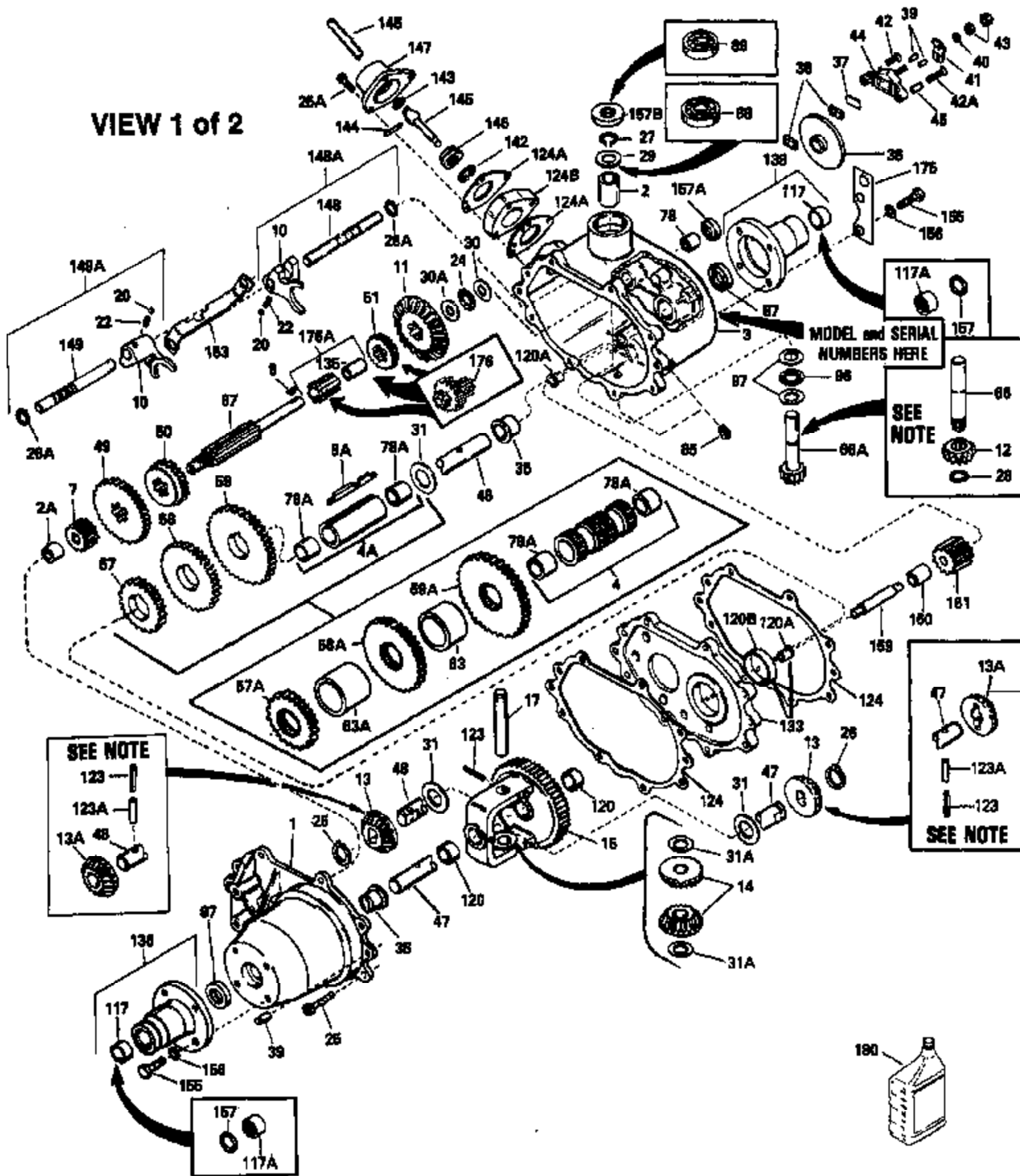






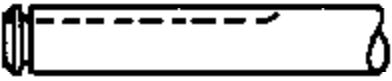
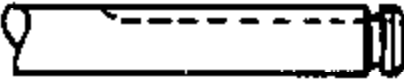










ILLUSTRATION SHOWS TYPICAL PARTS ONLY. ORDER BY PART NUMBER. PARTS NOT LISTED ARE SUPPLIED BY OEM.

VIEW 1 of 2



Ref #	Part Number	Qty	Description
1	772042		Transaxle Cover (Incl. 2A & 35)
2A	780063		Needle Bearing
2	780061		Bronze Bearing
3	770030		Transaxle Case (Incl. 2, 35 & 78)
4A	786035		Countershaft Sleeve (Incl. 2 of 78A)
7	778060		Spur Gear (12 teeth)
8A	792034A		Countershaft Key
10	784004		Shift Fork
11	778057		Bevel Gear (33 teeth)
12	778077		Input Pinion
13	778067		Bevel Gear
14	778068		Bevel Pinion
15	778175	600-607	Differential Gear (Incl. 2 of 120)
17	786034	Peerless #1	Drive Pin
20	792004		Steel Ball
22	792003		Spring
24	780069		Thrust Bearing
25	792036		Screw, 1/4-20 x 1-1/4"
25A	792007		Screw, 1/4-20 x 3/4
26	788038		Snap Ring
26A	792017		Snap Ring
27	792035		Snap Ring
28	788040		Retaining Ring
29	780096		Thrust Washer
30A	780070		Thrust Washer
30	780068		Thrust Washer
31A	780065		Thrust Washer
31	780001		Thrust Washer
35	780059		Bronze Bearing
39	786026		Dowel Pin
49	778059		Shifting Gear (1st & Rev.) (30 teeth)
50	778058		Shifting Gear (2nd & 3rd) (21 teeth)
51	778024A		Gear (16 teeth) (NOTE: Some models may have been built with a separate idler shaft and idler gear. Replacement may be an idler shaft and gear assembly. If a part resembling No.176 is received, shaft and/or gear will not be needed for reassembly.)
57	778063		Countershaft Gear (25 teeth)
58	778062		Countershaft Gear (34 teeth)
59	778061		Countershaft Drive Gear (39 teeth)
66A	776055B		Input Shaft & Gear (Incl. 12, 28 & 66) (NOTE: The input shaft and gear assembly was staked together on early production units and must be serviced as an assembly.)
66	776103		Input Shaft
67	776056		Shifter & Brake Shaft
78	780058		Needle Bearing
78A	780066		Bronze Bearing
85	792039		Pipe Plug, 1/8-27
87	788009		Oil Seal
96	780071		Thrust Bearing
97	780072		Thrust Washer
117	780066		Bronze Bushing
120B	780062		Bronze Bearing
120	780064		Bronze Bearing
120A	780060		Bronze Bearing

Ref #	Part Number	Qty	Description
123	792040		Roll Pin
124	788033A		Case & Cover Gasket
124A	788003A		Shift Lever Housing Gasket
133	786033		Center Plate (Incl. 120A & 120B)
135	780067		Bronze Bearing
136	782048		Axle Housing (Incl. 117 & 117A)
138	782048		Axle Housing (Incl. 117 & 117A)
142	792016		Snap Ring
143	792001		"O" Ring
144	792049		Drive Pin
145	784113		Shift Lever
146	784094		Shift Lever Keeper
147	784088	600-607	Shift Lever Housing
148	784083	Peerless #1	Shift Rod
148A	784079		Shift Rod(1st/Rev)(Incl. 10,20,22,26A & 148)
149A	784084		Shift Rod(2nd/3rd)(Incl. 10,20,22,26A & 149)
149	784085		Shift Rod
153	784087		Shift Stop
155	792037		Screw, 5/16-18 x 1"
156	792029		Lockwasher, 5/16"
157B	788035A		Oil Seal
157A	788034		Oil Seal
159	776057		Reverse Idler Shaft
160	786036		Reverse Idler Spacer
161	778064		Reverse Idler Gear (13 teeth)
176A	776054A		Idler Shaft (Incl. 135) (NOTE: Some models may have been built with a separate idler shaft and idler gear. Replacement may be an idler shaft and gear assembly. If a part resembling No.176 is received, shaft and/or gear will be needed for reassembly.)
180	730229A		Gear Oil SAE 80W90

<p>47</p> 	<p>VIEW 2 of 2</p>	<p>48</p> 
<p>47A</p> 		<p>48A</p> 
<p>47B</p> 	<p>48B</p> 	
<p>47C</p> 	<p>48C</p> 	
<p>47D</p> 	<p>48D</p> 	
<p>47E</p> 	<p>48E</p> 	
<p>47F</p> 	<p>48F</p> 	
<p>47G</p> 	<p>48G</p> 	

Ref #	Part Number	Qty	Description
47A	774097		Axle (10-55/64" long)
48A	774096		Axle (15-21/64" long)

600-607
Peerless #2

Page 5 of 5